

Subject

Revisión

Guídes

YEAR 8



Key words and definitions for the following topics:

- Line and Linear drawing techniques.
- The story of Willow Pattern.
- Colour theory – mixing primary and secondary colours.

Practise still life observation drawing techniques using watercolour paints, colouring pencils and 2B pencil for tonal shading.


Bring in the following equipment for Art exam:

- Sketchbook
- Watercolours
- 2B pencil
- Colouring pencils





KS3 students will carry out a Practical Assessment within class time.



English

Your Christmas test will last for **1 hour**.

There will be 2 sections; a **Reading Section** and a **Writing Section**, you should spend 30 minutes on each section.

Reading Section

In this section, you will be asked to read a passage from your class novel and answer questions about the passage.

The questions will be:

- Fact finding questions on what you have read.
- Questions that ask you for your opinion on what you have read.
- Questions that test your understanding of the characters in the passage.
- Questions that test your understanding of the language and techniques the writer uses in the passage.
- Questions that ask you to summarise information in your own words.


Writing Section

In this section, you will be asked to write a LETTER as if you are a prisoner of war.

This section will test:

- Your understanding of the context of the novel.
- Your ability to show understanding of other's feelings.
- Your ability to use paragraphs.
- Your ability to use correct spelling, punctuation and grammar.
- Your ability to engage the reader with how you write using writing techniques.
- Your ability to write in the correct style and format of a letter.

Writing Techniques	Punctuation and Structure	Spelling and Grammar
Alliteration Rhetorical Question Simile / Metaphor Repetition Triple Sensory Language	Full stops Commas Apostrophes Exclamation marks Question Marks Ellipsis Paragraphs Short and Long Sentences	Capital Letters Varied Vocabulary Spelling List Keywords



- Three types of Geography (Physical, Human & Environmental)
- UK & Ireland (Counties, Physical & Human features)
- Europe (Map tasks – Countries & Capital Cities)
- The World (name the 7 Continents & 5 Oceans)
- Lines of Latitude & Longitude
- Drawing mental maps
- Compass points
- OS map symbol



Topics to Revise

- Glossary/ key words
- Timelines/ Chronological Order
- Years & Centuries
- Primary & Secondary Sources
- Who were the Normans
- Claims to the Throne
- Fight for the Throne.

HOME ECONOMICS



Topics to Revise

- Hygiene
- Safety
- First Aid
- Kitchen equipment
- Cooker management



Pupils are advised to revise all of the topics covered during this academic year so far, this includes the topics of

*Place Value and decimals

*Graphs

*Statistics

*Algebra

Pupils should see their teacher for a more detailed list.

Pupils should use their login for the MyMaths website to help them with their revision. This website includes videos to watch along with practice questions that self-mark when completed. The school login for MyMaths is below and then every pupil should have their own personal login – please see your maths teacher if you do not. You can then find tasks to complete within the library.

 www.mymaths.co.uk
School username newbridgeintegrated
School password algebra1

Library to search for revision tasks

The screenshot shows the MyMaths website interface. At the top, there is a navigation bar with 'Log out', 'Help', and 'Teacher Dashboard' links, a search bar, and a 'My portal login' button. Below the navigation bar, the 'Select Curriculum' dropdown is set to 'Classic MyMaths'. The main content area is titled 'Number' and features a list of topics: 'Add subtract mental', 'Add subtract written', 'Counting and place value', 'Calculators', 'Decimals', 'Estimating and accuracy', 'Fractions', 'Money and finance', 'Multiply divide mental', 'Multiply divide written', and 'Percentages'. The 'Number facts and doubles 1' task is highlighted, showing a description: 'Knowing pairs that add up to 10. Sums and doubles up to 5.' Below this, there are buttons for 'Lesson' and 'Online homework'. A list of numbered tasks follows: 'Number facts and doubles 2', 'Number facts and doubles 3', 'Number facts and doubles 4', 'Number bonds to 20', 'Number bonds', 'Counting on and back', and 'Counting on over 10 and 20'. A 'Filter' dropdown is set to 'Everything'.

Pupil Login

All pupils are expected to have the following equipment for the Maths exam: a pencil, a pen, a ruler, an eraser and a scientific calculator.



MODERN LANGUAGES

Learn all vocabulary supplied that we have worked on in class.

Use the glossary for module one in your white booklet.

- Greetings
- Where you live
- Numbers/Age/Birthday
- Months
- Brothers and sisters
- Animals
- Colours



Pupils will complete exam in class time the week before exam week.

Elements of Music – tempo, texture, dynamics etc...

- Describe the tempo of this piece of music?
- How do the dynamics change in this music?
- What is the word to describe loud music?
- Pitch tells us how _____ or _____ the music is.
- The texture of this piece is thin or thick?

Instruments of the orchestra

- Which instruments do you hear?
- Name the 4 families of instruments
- The trumpet belongs to the _____ family.
- Who composed 'Peter and the Wolf'?
- Saint-Saens composed 'The Carnival of the Animals'. You should be able to identify the main animal themes; The Lion, The Swan, The Elephant.

Graphic scores

- Draw a symbol to represent a loud sound
- Listen to this music and make a graphic score to represent the different sounds. Use colour
- Draw a symbol to represent a quiet sound

Treble Clef Lines – EGBDF Spaces FACE

Bass Clef Lines GBDF A Spaces ACEG

Keyboard Assessment marked in class.

RELIGIOUS EDUCATION



YEAR 8 GOD'S WORD

TRACKING 2

You will complete this tracking assessment in class with your RE teacher.

(If your teacher permits it can be set as a HWK...But YOUR TEACHER will let you know the DATE and PERIOD you will complete it).

This assessment will be completed as a **GOOGLE DOCS form in class**. We will be using the school Chrome Books or IT room to complete this.

MAKE SURE YOU HAVE YOUR SCHOOL EMAIL AND PASSWORD

WHAT DO YOU NEED TO LEARN?

- 1) What is the Bible? What does this word mean?
- 2) How many Books are in the Bible? - the Old Testament and New Testament
- 3) Be familiar with *examples from each section of the Bible*. (i.e.) Luke is Gospel section, Romans is in the letters section.
- 4) Who wrote the Letters in the Bible?
- 5) What does Law / Prophecy mean?
- 6) How we look up a Bible reference = Book, Chapter, Verse
(eg) John 2:13 means Book of John, chapter 2, verse 13
- 7) How many people were involved in writing the Bible / being inspired by God?
- 8) What does Oral Tradition / Word of Mouth mean?
- 9) How the Bible was written down - from tablets (Moses and the 10 commandments), to papyrus, to paper, printed
- 10) Language of the Bible - OT = Hebrew NT = Greek
- 11) Who translated the Bible into English and when was this?



Introduction:

- Safety in the Lab.
- The Bunsen Burner.
- Apparatus diagrams.
- Scientific skills.
- Reading various apparatus scales e.g. thermometers and measuring cylinders
- Order of stages in investigative write-ups.
- Types of variables.
- Bar graphs.
- Line graphs.

Chapter 7A – Cells:

- Cell structure and function.
- Special cells, e.g. sperm, red blood cell etc.
- Parts of a flower – pollination and fertilisation
- Seeds.

Chapter 7E – Acids and Alkalis:

- pH scale – numbers and colours.
- Universal indicator to test for acids and alkalis.

Advice – revise all work covered so far. The list above is general and does not cover every question in the exam.

DESIGN & TECHNOLOGY

Know all the safety rules for working in the workshop.

Know the names of all the machines you have used:

Sanding Machine / Linisher

Pillar Drill

Polisher

Key Fob Project

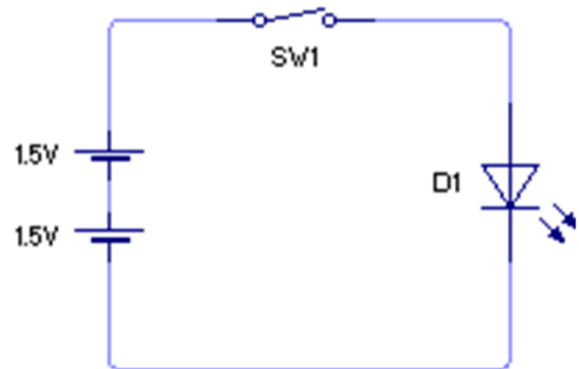
Revise your booklet:

Plastics

Switches

The LED

Be able to draw your circuit for the Key Fob.



THERE WILL BE A DESIGN QUESTION ASKING YOU TO DESIGN:

"A humane mouse trap OR "A piece of furniture for a chosen room"

You will be given guidance during class time how to complete this design question. Bring Pencil, 3 colouring pencils, pen, rubber, ruler.

For extra revision use: www.technologystudent.com

Revision Lists for some
Subjects Area's will be distributed in class.

**Techniques and Exam Preparation
can be found in your
Homework Diary Pgs. 26-41.**

Do I have the time to study?

Fill in each ½ hr section with the activity that you do during that time. Use a colour key:

Phone/Friends

T.V. /Computer (games)

Sports/Leisure/Clubs

Eating

Homework Study

Monday

Time	Activity
4.00 p.m.	
4.30 p.m.	
5.00 p.m.	
5.30 p.m.	
6.00 p.m.	
6.30 p.m.	
7.00 p.m.	
7.30 p.m.	
8.00 p.m.	
8.30 p.m.	
9.00 p.m.	
9.30 p.m.	

Tuesday

Time	Activity
4.00 p.m.	
4.30 p.m.	
5.00 p.m.	
5.30 p.m.	
6.00 p.m.	
6.30 p.m.	
7.00 p.m.	
7.30 p.m.	
8.00 p.m.	
8.30 p.m.	
9.00 p.m.	
9.30 p.m.	

Wednesday

Time	Activity
4.00 p.m.	
4.30 p.m.	
5.00 p.m.	
5.30 p.m.	
6.00 p.m.	
6.30 p.m.	
7.00 p.m.	
7.30 p.m.	
8.00 p.m.	
8.30 p.m.	
9.00 p.m.	
9.30 p.m.	

Thursday

Time	Activity
4.00 p.m.	
4.30 p.m.	
5.00 p.m.	
5.30 p.m.	
6.00 p.m.	
6.30 p.m.	
7.00 p.m.	
7.30 p.m.	
8.00 p.m.	
8.30 p.m.	
9.00 p.m.	
9.30 p.m.	

Friday

Time	Activity
4.00 p.m.	
4.30 p.m.	
5.00 p.m.	
5.30 p.m.	
6.00 p.m.	
6.30 p.m.	
7.00 p.m.	
7.30 p.m.	
8.00 p.m.	
8.30 p.m.	
9.00 p.m.	
9.30 p.m.	

Saturday

Time	Activity
4.00 p.m.	
4.30 p.m.	
5.00 p.m.	
5.30 p.m.	
6.00 p.m.	
6.30 p.m.	
7.00 p.m.	
7.30 p.m.	
8.00 p.m.	
8.30 p.m.	
9.00 p.m.	
9.30 p.m.	

Sunday

Time	Activity
4.00 p.m.	
4.30 p.m.	
5.00 p.m.	
5.30 p.m.	
6.00 p.m.	
6.30 p.m.	
7.00 p.m.	
7.30 p.m.	
8.00 p.m.	
8.30 p.m.	
9.00 p.m.	
9.30 p.m.	

MY STUDY DAY

This is my Revision Schedule for my Study Day

TIME	SUBJECT	TOPIC	TICK WHEN COMPLETED
9.00-9.40			
10.00-10.40			
11.00-11.40			
12.00-12.40			
1.00-1.40			
2.00-2.40			
3.00-3.40			
4.00-4.40			
5.00-5.40			
6.00-6.40			
7.00-7.40			

Sometimes easier to study in 40 minute blocks but remember to include plenty of breaks in between!